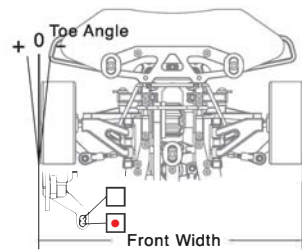


TRACK CONDITIONS

Surface: Smooth Med. Bumpy
 Size: Open Med. Tight
 Traction: High Med. Low

Track Temp/Air Temp: 40 ° / 30 °
 Note: Ride height with setup

FRONT SUSPENSION



Track Width: 198 mm

Anti-Roll Bar: 0°

Diff. Fluid: Putty 35 wt
 One Way
 Solid Axle

Toe Angle: 1 °

Front Camber: L 2 ° R 2 °

Front Ride Height: 7 mm

Front Droop: 1 mm

► TIRE

Manufacture: HOT RACE

Shore: L BM ° R BM °

Diameter(Start): L/R / mm

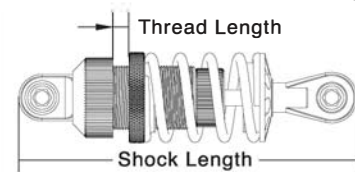
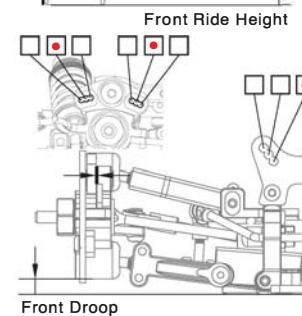
Diameter(Finish): L/R / mm

► SHOCKS

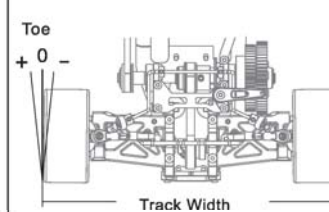
Oil: 600 wt

Piston: 3 holes

Spring: RED SERPENT



REAR SUSPENSION



Track Width: 200 mm

Anti-Roll Bar: 2,2 mm

Diff. Fluid: 80k wt
 Solid Axle

Toe Angle: 2,5 °

Rear Camber: L 4 ° R 4,5 °

Rear Ride Height: 7 mm

Rear Droop: 4 mm

► TIRE

Manufacture: HOT RACE

Shore: L 37 ° R 37 °

Diameter(Start): L/R / mm

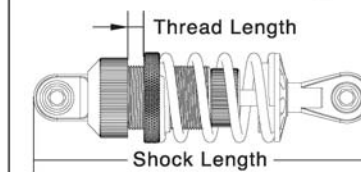
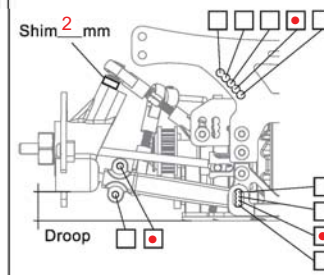
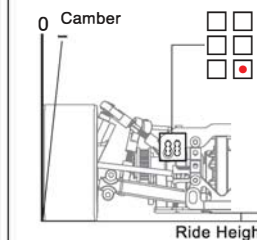
Diameter(Finish): L/R / mm

► SHOCKS

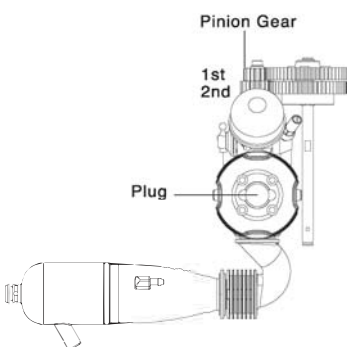
Oil: 800 wt

Piston: 3 holes

Spring: RED SERPENT



ENGINE



Gear Ratio: 1st 16 T / 59 T

2nd 22 T / 54 T

Clutch Set Type:

3 Shoe Push Type

Clutch Spring: SRC

Clutch Shoe: Yellow

Clearance: mm

Engine: Novarossi

Head Shim: mm

Plug: Nova 6B

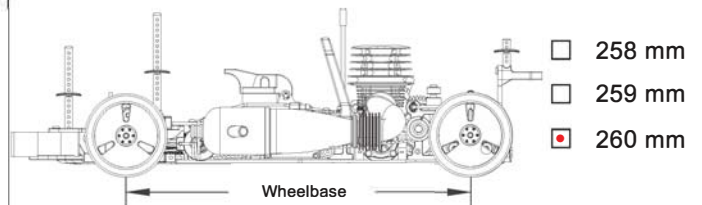
Fuel: MLC

Muffler: 2660

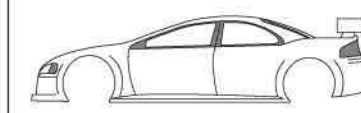
Carb Dia: mm

Note: _____

WHEELBASE



BODY



Body: Extreme Revenge

Wing Height: ROOF

Wing Position: +10 mm

Wing Angle: